




Republic of the Philippines
DEPARTMENT OF LABOR AND EMPLOYMENT
National Capital Region
DOLE-NCR Building, 967 Maligaya Street, Malate, Manila





MEMORANDUM			
TO:	DIRECTOR ADELINE T. CASTRO Planning Service (PS)		
FROM:	<i>fr:</i>  ATTY. JOHNSON G. CAÑETE, CESO III Regional Director	DATE:	24 May 2017
SUBJECT:		SPRS ACCOMPLISHMENT REPORT FOR FEBRUARY 2017	

In consonance with our 2017 OPCR commitment on performance accountability, may we respectfully submit the attached SPRS accomplishment for February 2017 (e-copy emailed on May 24, 2017).

We hope you will find our report in order.

Thank you.

Encl. a/s

MEMORANDUM			
TO:	DIRECTOR ADELINE T. CASTRO Planning Service (PS)		
FROM:	 ATTY. JOHNSON G. CAÑETE, CESO III Regional Director 	DATE:	24 May 2017
<i>for:</i>			
SUBJECT:	SPRS ACCOMPLISHMENT REPORT FOR FEBRUARY 2017		

In consonance with our 2017 OPCR commitment on performance accountability, may we respectfully submit the attached SPRS accomplishment for February 2017 (e-copy emailed on May 24, 2017).

We hope you will find our report in order.

Thank you.

Encl. a/s

**STATISTICAL PERFORMANCE REPORTING SYSTEM
CORE INDICATORS**

Period covered: February 2017

Regional Office: NATIONAL CAPITAL REGION

Program/Indicators	Total RO		Accomplishments by Provincial / Field Office												Remarks (for Bureaus/Program Managers use)
			CAMANAVA		Makati-Pasay		Manila		MUNTAPARLAS		PAPAMAMARISAN		Quezon City		
	Actual	Female	Actual	Female	Actual	Female	Actual	Female	Actual	Female	Actual	Female	Actual	Female	
Special Program for the Employment of Students (SPES)															
Youth placed	103	3	3	3	100	-	-	-	-	-	-	-	-	-	-
Students	103	3	3	3	100	-	-	-	-	-	-	-	-	-	-
High School	-	-	-	-	-	-	-	-	-	-	-	-	-	-	-
College	3	3	3	3	-	-	-	-	-	-	-	-	-	-	-
Tech-Voc	100	-	-	-	100	-	-	-	-	-	-	-	-	-	-
Out-of-School Youh	-	-	-	-	-	-	-	-	-	-	-	-	-	-	-
Government Internship Program (GIP)															
Number of youth assisted	30	16	11	3	19	13	-	-	-	-	-	-	-	-	-
JobStart Philippines															
Number of JobStart graduates	-	-	-	-	-	-	-	-	-	-	-	-	-	-	-
Number of youth provided with trainings	-	-	-	-	-	-	-	-	-	-	-	-	-	-	-
Number of youth provided with life skills training	-	-	-	-	-	-	-	-	-	-	-	-	-	-	-
Number of youth provided with technical training	-	-	-	-	-	-	-	-	-	-	-	-	-	-	-
Number of youth provided with internship training	-	-	-	-	-	-	-	-	-	-	-	-	-	-	-
Number of youth placed	-	-	-	-	-	-	-	-	-	-	-	-	-	-	-
Public Employment Services through PESO															
Job vacancies solicited	71,391	27,641	12,055	5,096	11,475	3,358	-	-	27,953	11,114	15,382	6,053	4,526	2,020	
Job applicants registered	19,669	10,695	4,362	2,384	1,715	924	-	-	8,837	4,796	3,536	1,880	1,219	711	
Job applicants referred for training	2,936	1,600	2,873	1,561	35	21	-	-	6	4	22	14	-	-	
Job applicants referred for placement	15,603	8,437	107	43	1,634	871	-	-	8,831	4,792	3,536	1,880	1,495	851	
Job applicants placed	11,720	6,441	1,789	988	910	505	-	-	5,931	3,304	1,739	886	1,351	758	
Private sector	11,316	6,239	1,682	945	910	505	-	-	5,634	3,145	1,739	886	1,351	758	
Government sector	404	202	107	43	-	-	-	-	297	159	-	-	-	-	
Overseas	-	-	-	-	-	-	-	-	-	-	-	-	-	-	
Labor Market Information (LMI)															