




Republic of the Philippines
DEPARTMENT OF LABOR AND EMPLOYMENT
National Capital Region
DOLE-NCR Building, 967 Maligaya Street, Malate, Manila



MEMORANDUM			
TO:	DIRECTOR ADELINE T. CASTRO Planning Service (PS)		
FROM:	 HENRY JOHN S. UALBUENA Regional Director	DATE:	10 January 2018
SUBJECT:	SPRS ACCOMPLISHMENT REPORT FOR DECEMBER 2017		

In consonance with our 2017 OPCR commitment on performance accountability, may we respectfully submit the attached SPRS accomplishment for December 2017.

We hope you will find our report in order.


Thank you.


Encl. a/s


**STATISTICAL PERFORMANCE REPORTING SYSTEM
CORE INDICATORS**
Period covered: December 2017

Regional Office: NATIONAL CAPITAL REGION

Program/Indicators	Accomplishments by Provincial / Field Office												Remarks (for Bureaus/Program Managers use)		
	Total RO		CAMANAVA		Makati-Pasay		Manila		MUNTAPARLAS		PAPAMAMARISAN			Quezon City	
	Actual	Female	Actual	Female	Actual	Female	Actual	Female	Actual	Female	Actual	Female		Actual	Female
Reintegration Program for OFWs/Returning OFWs and their Families															
OFWs / Returning OFWs and their families provided with reintegration services (TOTAL)															
I. TRAINING ASSISTANCE															
Financial Awareness Seminar (FAS) and Small Business Management Training (SBMT)	-	-	-	-	-	-	-	-	-	-	-	-	-	-	
OFW returnees trained	-	-	-	-	-	-	-	-	-	-	-	-	-	-	
Returnee-OFW families trained	-	-	-	-	-	-	-	-	-	-	-	-	-	-	
II. LIVELIHOOD ASSISTANCE															
Livelihood Development Assistance Program (LDAP)	-	-	-	-	-	-	-	-	-	-	-	-	-	-	
Beneficiaries assisted	-	-	-	-	-	-	-	-	-	-	-	-	-	-	
Balik Pinay/ Balik Hanapbuhay/ (BPBH)	-	-	-	-	-	-	-	-	-	-	-	-	-	-	
Beneficiaries assisted	-	-	-	-	-	-	-	-	-	-	-	-	-	-	
III. LOCAL EMPLOYMENT FACILITATION															
Sa Pinas Ikaw ang Ma'am/Sir	-	-	-	-	-	-	-	-	-	-	-	-	-	-	
Number of OFW applicants screened and endorsed	-	-	-	-	-	-	-	-	-	-	-	-	-	-	
Number of OFWs with plantilla items provided with teaching kits	-	-	-	-	-	-	-	-	-	-	-	-	-	-	

For ROS' use
Prepared by: 
RYAN RAY M. BALDIOT
Planning Officer/Technical Staff
Date: JANUARY 10, 2018

Reviewed by: 
MARIE GRACE Z. GOMEZ
Division Chief
Date: JANUARY 10, 2018

Approved by: 
HENRY JOHN ALBUENA
Regional Director
Date: JANUARY 10, 2018

For Bureaus' use
Validated by: _____
Planning Officer
Date: _____

Approved by: _____
Bureau Director
Date: _____

**STATISTICAL PERFORMANCE REPORTING SYSTEM
CORE INDICATORS
Period covered: December 2017**

Regional Office: NATIONAL CAPITAL REGION

Program/Indicators	Total RO		Accomplishments by Provincial / Field Office												Remarks (for Bureaus/Program Managers use)
			CAMANAVA		Makati-Pasay		Manila		MUNTAPARLAS		PAPAMAMARISAN		Quezon City		
	Actual	Female	Actual	Female	Actual	Female	Actual	Female	Actual	Female	Actual	Female	Actual	Female	
Special Program for the Employment of Students (SPES)															
Youth placed	143	83	5	3	19	8	27	17	65	41	17	10	10	4	
Students	137	79	5	3	18	7	27	17	64	40	14	8	9	4	
High School	60	34	1	-	-	-	2	2	47	27	4	2	6	3	
College	77	45	4	3	18	7	25	15	17	13	10	6	3	1	
Tech-Voc	-	-													
Out-of-School Youh	6	4			1	1			1	1	3	2	1		
Government Internship Program (GIP)															
Number of youth assisted	-	-													
JobStart Philippines															
Number of JobStart graduates	-	-													
Number of youth provided with trainings	-	-	-	-	-	-	-	-	-	-	-	-	-	-	-
Number of youth provided with life skills training	-	-													
Number of youth provided with technical training	-	-													
Number of youth provided with internship training	-	-													
Number of youth placed	-	-													
Public Employment Services through PESO															
Job vacancies solicited	285,415	120,150	6,201	2,536	3,755	1,935	11,937	3,656	15,423	5,968	246,634	105,320	1,465	735	
Job applicants registered	106,043	55,470	1,236	571	7	3	2,206	1,254	4,855	2,305	97,443	51,155	296	182	
Job applicants referred for training	296	319	-	-	7	3	-	-	7	3	282	313	-	-	
Job applicants referred for placement	105,747	55,151	1,236	571	-	-	2,206	1,254	4,848	2,302	97,161	50,842	296	182	
Job applicants placed	75,587	39,536	1,033	439	295	167	113	-	-	-	73,818	38,749	328	181	
Private sector	68,617	34,762	1,033	439	295	167	113	-	-	-	66,848	33,975	328	181	
Government sector	6,970	4,774	-	-	-	-	-	-	-	-	6,970	4,774	-	-	